

Adornit™

Carolee's Creations®

www.adornit.com



june 2007 catalog and idea trifold


Eleven years as your original art resource for creative papercrafting ideas.




#21728 All American Words



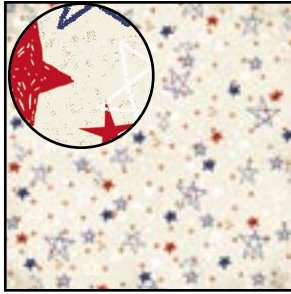
#21729 Bless America Stripe



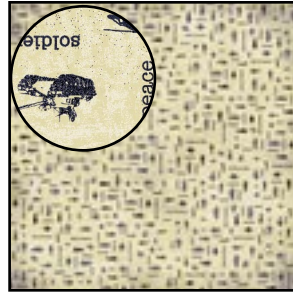
#21730 Liberty Stars



#21731 Forever Stars



#21732 Patriotic Stars




#21733 Military Might




#21734 Armed Forces Words



#21735 Armed Forces Stripe



#21736 Worn Red Stripe



#21737 Aged White



#12170 Fireworks



#12982 Star & Stripe Stitch B



By Tammy Andersen



#12983 Freedom Words



#12985 Falling Stars USA

#12988 Hot Red



#93076 America United Cardstock Stickers



#46968 Tall Star Jumbo Paper Clip



#45017 Freedom Metal Accents



#46942 USA Paper Clips



#58653 Freedom Words Twill 1"



#58654 Freedom Stripes Twill 1/2"



#58655 Freedom Stars Twill 1/2"



*let freedom ring
wood usa blocks*

Let your patriotic colors shine with these darling USA blocks. They are quick and easy to make with our patterned papers and vinyl letters. An extra special gift idea too! Height of largest block – 10". For detailed instructions visit www.adornit.com and click on Gallery.

Project by Georgana Hall

Adornit Supplies:
60073 USA Vinyl Letters and Wood Blocks
21728 All American Words 12x12
21729 Bless America Stripe 12x12
21730 Liberty Stars 12x12
21731 Forever Stars 12x12
21732 Patriotic Stars 12x12

21736 Worn Red Stripe 12x12
58654 Freedom Stripes Twill 1/2"
58655 Freedom Stars Twill 1/2"
58825 Polka Blue Ribbon 14"
58828 Polka Red Ribbon 14"
93076 America United Cardstock Stickers

*dynamite
shelf decor*

Your home will sparkle and explode with color when you display this altered wood decor piece. We're sure you'll have a blast making this project! What a great gift idea for someone special. Height – 11".

1. Paint wood base, dowels, and tops of firecrackers to match papers.
2. Decoupage base, stars, and firecrackers using a variety of papers as shown in photo. Refer to General Decoupage Instructions.
3. Adhere firecrackers and stars to base with tacky glue. Allow time to dry.
4. Insert wires into firecrackers and attach metal stars to wires with brads.
5. Adorn with ribbon and foam stickers as shown.

Project by Tammy Andersen

Adornit Supplies:
60072 Dynamite Shelf Decor Wood
21729 Bless America Stripe 12x12
21730 Liberty Stars 12x12
21731 Forever Stars 12x12
21732 Patriotic Stars 12x12
21736 Worn Red Stripe 12x12

58654 Freedom Stripes Twill 1/2"
58655 Freedom Stars Twill 1/2"
58828 Polka Red Ribbon 14"
93076 America United Cardstock Stickers
45017 Freedom Metal Accents
78232 Foam Alphabet Stickers – White
78235 Foam Alphabet Stickers – Red
78236 Foam Alphabet Stickers – Blue



patriotic charm front door flag

Lend a touch of country charm to your home. Adorned with a great mix of papers, this flag is an amazing decoupage project. No patriotic porch will be complete without it! Height – 24”.

1. Paint large star with cream acrylic paint. Distress edges.
2. Paint edges of other wood pieces with colors to match your papers.
3. Cover remaining wood pieces with patriotic patterned paper - see photo. Refer to General Decoupage Instructions for technique.
4. Glue large cream star to upper blue square.
5. Connect all pieces with medium gauge wire. Curl ends of wire.
6. Tie wire to top and decorate wire with lengths of ribbon.

Project by Tammy Andersen

General Decoupage Instructions

1. Stain or paint wood pieces to match paper or leave natural and seal. You only need to paint the surfaces that will not be covered by paper.
2. Place paper face down on work surface. Place wood piece face down on paper. Make sure wood piece is positioned over the part of the paper that you want to show on the front.
3. Trace around wood with an exacto knife, cutting the paper as you go.
4. Apply a layer of decoupage medium with a sponge brush to the front side of the wood. Place paper cutout onto the wet glue, line up edges, and rub down. Remove wrinkles and bubbles by pressing gently with a popsicle stick, working from the center out.
5. Apply another coat of decoupage medium on top of complete project to seal. Allow time to dry.
6. Lightly sand around edges of wood to sand off excess paper.
7. Adorn with 3D accents and ribbon.



Adornit Supplies:
60071 Front Door Flag Wood
21729 Bless America Stripe 12x12
21730 Liberty Stars 12x12
21736 Worn Red Stripe 12x12

58654 Freedom Stripes Twill 1/2"
58655 Freedom Stars Twill 1/2"
58667 Brick Solid Twill 1/2"
58670 Ocean Blue Solid Twill 1/2"
58805 Cowboy Stars Ribbon 1/2"



stars & stripes flag centerpiece

Add a decorative touch to your Fourth of July picnic with this star-spangled centerpiece. With the look of old fashioned Americana, this project has timeless appeal that will delight your holiday guests. Height – 21”.

1. Paint edge of wood star with red acrylic paint. You only need to paint the surfaces that will not be covered by paper.
2. Decoupage papers to top surface of star following General Decoupage Instructions. Refer to photo for placement.
3. Embellish with stickers as desired.
3. Adhere Freedom Words Twill Ribbon to edge of star.

Project by Georgana Hall

Adornit Supplies:
60070 Flag Centerpiece Wood
21729 Bless America Stripe 12x12
21730 Liberty Stars 12x12
21731 Forever Stars 12x12
58653 Freedom Words Twill 1"
93076 America United Cardstock Stickers



oh my stars! star mini book

Your friends and family will be the stars in this altered chipboard star shaped mini album. Celebrate the people, places and fun of the summer months with photos, journaling, and darling accents. Height – 6"

1. Cover both sides of each chipboard star with patterned paper as shown. Distress edges with red or blue paint.
2. Affix photos to each page.
3. Embellish each page with cardstock stickers, foam alphabet stickers, metal accents, paper clips, and ribbon. See photos for examples.
4. Punch holes and thread pages onto metal ring.

Project by Georgana Hall

Adornit Supplies:

33227 Star Chipboard Mini Album
 21728 All American Words 12x12
 21729 Bless America Stripe 12x12
 21730 Liberty Stars 12x12
 21731 Forever Stars 12x12
 21732 Patriotic Stars 12x12
 21736 Worn Red Stripe 12x12

12170 Fireworks 12x12
 12988 Hot Red 12x12
 58654 Freedom Stripes Twill 1/2"
 58655 Freedom Stars Twill 1/2"
 58828 Polka Red Ribbon 1/4"
 93076 America United Cardstock Stickers
 45017 Freedom Metal Accents
 78232 Foam Alphabet Stickers - White



Detailed instructions are included when you purchase wood or chipboard projects.



From:
Adornit
Carolee's Creations

Carolee's Creations
P.O. Box 128
Hyde Park, Ut 84318

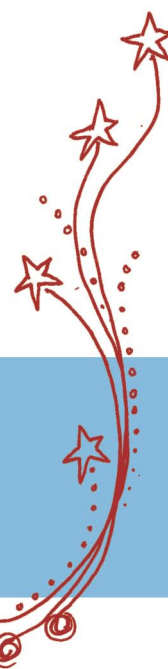
PRSRST STD
US POSTAGE PAID
HYDE PARK UT
ADORNIT

RETURN SERVICE REQUESTED

visit us on the web at www.adornit.com

greetings from carolee

This idea trifold is a spectacular Fourth of July celebration! Our star-spangled projects are just waiting to adorn your home – inside and out! Our layouts and mini-album will inspire your summer scrapbooking. We're extra proud of our patriotic products which honor our courageous military men and women. Be sure to visit our website and blogs for more ideas & info!



*seeing stars
candy shaker*



Sweet fun for your Fourth of July gatherings. Filled with red and blue candies, this candy shaker will decorate your table and tempt your guests. It's so cute, the kids (and grandkids) will just keep asking for more! Height – 11".

1. Use decoupage medium and papers from the All American Collection to complete the Star Candy Shaker. Refer to General Decoupage Instructions and photo.
2. Seal the inside of wood with clear sealer. This makes the shaker safe for your hard candy.
3. Apply the round sticker from America United Cardstock Stickers to inside of back Plexiglas piece. Apply additional stickers as shown.
4. Secure Plexiglas to the front and back of your wood piece.
5. Tie ribbons to the Tall Star Jumbo Paper Clip and attach to lower right edge.
6. Pour candy through the hole into the shaker.

Adornit Supplies:
60069 Star Candy Shaker
21730 Liberty Stars 12x12
21731 Forever Stars 12x12

58655 Freedom Stars Twill 1/2"
58828 Polka Red Ribbon 1/4"
46968 Tall Star Jumbo Paper Clip
93076 America United Cardstock Stickers